



# Top Tips for GCSE Revision

**The Friary School  
Y11 - Summer 2026**



**So this is it...**

**The last weeks before the exams  
that decide the next stage of your  
life...**

**And the good news is that there  
is lots of time to do well,  
providing you make the most of  
your revision time throughout  
the exam period...**

**The best revision strategies are  
when YOU do something active  
(NOT just reading through  
notes)...**

**This PowerPoint shows you how  
to do different revision  
activities...**

# Revision Classes at School...

## HOLIDAY SCHOOL

**There will be sessions running in both the Easter and May Half-Term Holidays – please come to those!**

## SATURDAY SCHOOL

**This will run between 10.00am-12.00pm on a number of Saturdays and there is still some left - please come to those!**

**Don't laze through the revision period - you will only lose out in the Summer.**

## EVERY WEEK

**You teachers will be putting lots of Booster sessions on before, during and after school.**

**These are your chance to put things right and succeed.**

**A bit of effort now will make the Summer all the better.**

# Don't forget...

PLANNING YOUR REVISION...	TICK OFF YOUR SUCCESSES...
Use the GCSE Revision Plan provided and write in when your exams are and when you are going to revise.	Check out which courses you finish before the Exams - Art (check)... BTEC (check)... and so on... you have less to do than you think...
ACTIVE REVISION	WORK WITH FRIENDS
Do not just read through notes... the facts won't stick. Make yourself revision cards, little tests, etc. Write notes down to make them stay with you.	Look to work with your friends whenever you can... do paired revision, test each other, compare answers to past questions, go online together... two heads are better than one...



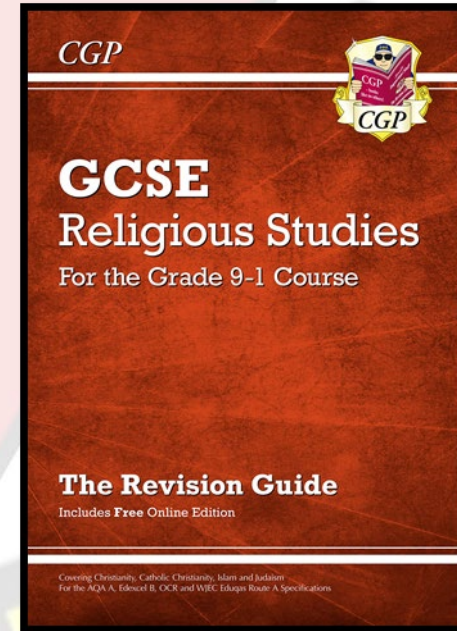
# Revision Guides

Go to [www.amazon.co.uk](http://www.amazon.co.uk) and look at the revision books for your GCSE subjects...

Type in GCSE and 'SUBJECT' and buy one...

Check that it is for your Exam Board...

And get reading... making notes... underlining... highlighting... etc...



Ask your teacher or the Exams Officer (Mrs McCall-Chapman) if you are not sure of your exam board for a specific subject

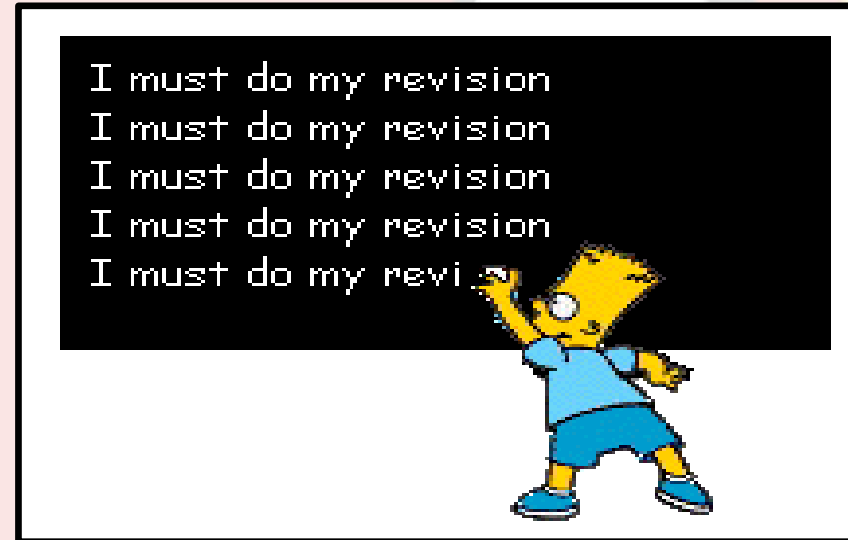
# Revision Booklets

**Many of your subject teachers will give you Revision Booklets...**

**Others will be provided in the run-up to the exams...**

**Fill them in... annotate.. them... underline...etc...**

**DO NOT IGNORE THEM...**



**Ask for help on anything you do not know...**


**Get a revision guide to help fill in any blanks...**

# Revision Cards

Buy some revision cards  
(flash cards) to make revision  
notes - use colours, headings,  
underlines, etc...

Got to [www.amazon.co.uk](http://www.amazon.co.uk)  
and type in 'revision cards'...

They are very cheap and are  
available in lots of shops...



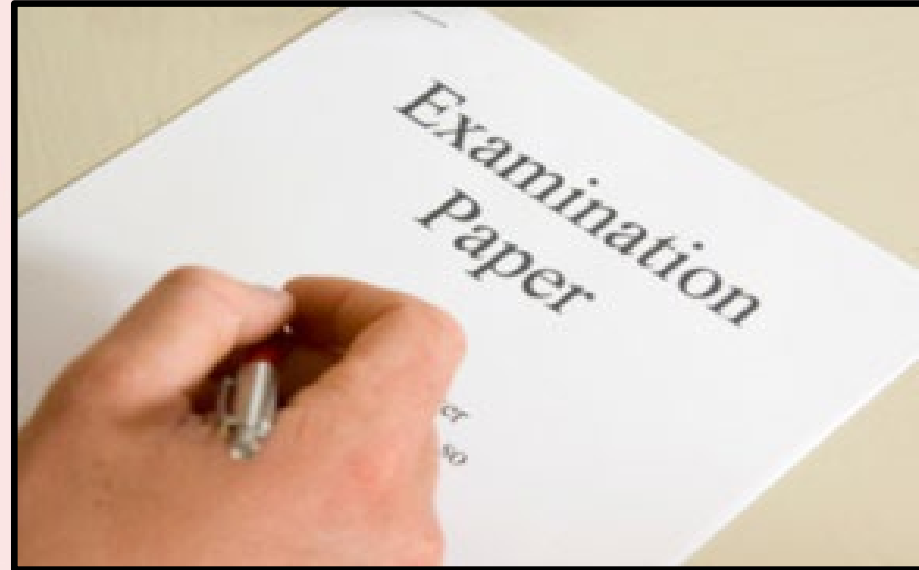
They are easy to flick  
through and check your  
stuff...



# Past Papers

**It is VERY IMPORTANT  
to know what your  
exam questions are  
like...**

**Get some past papers  
from your teachers - or  
view them online - to  
familiarise yourself with  
what to expect...**



**Ask your teachers HOW you  
answer the questions -  
WHAT you say is down to  
YOUR revision...**



# Self-Testing

**Make a list of questions on topics  
the get someone to test you...**

**Or even test yourself...**

**Revision cards are good for doing  
this...**

No.	Questions	Answers
1	What is _____ ?	
2	When did _____ ?	
3	Give two reasons for _____.	

**Cover up the answers and  
reveal them after you say  
them aloud...**

# Bullet Point Notes

**These are a simple way of listing key points to revise from...**

**Making notes helps your brain to take the information in...**

**Use different colours and sub-headings to make them easier to read...**

## Examples of Bullet Point Notes:

### **Reasons for World War One:**

- 
- 
- 
-

# PEEL Paragraphs

When you are thinking how to explain something use PEEL to write down your notes...

This makes you give answers, examples and reasons - all the qualities of a top grade answer...

P = Write a sentence giving an answer or point

E = Write an example to prove your answer / point

E = Explain why your example is a good one

L = Link your answer to another



# Mind Maps

A mind map is a good way of writing revision notes...

You can have a main topic and separate branches for each part of the topic...

Those branches break into twigs for smaller points and examples...

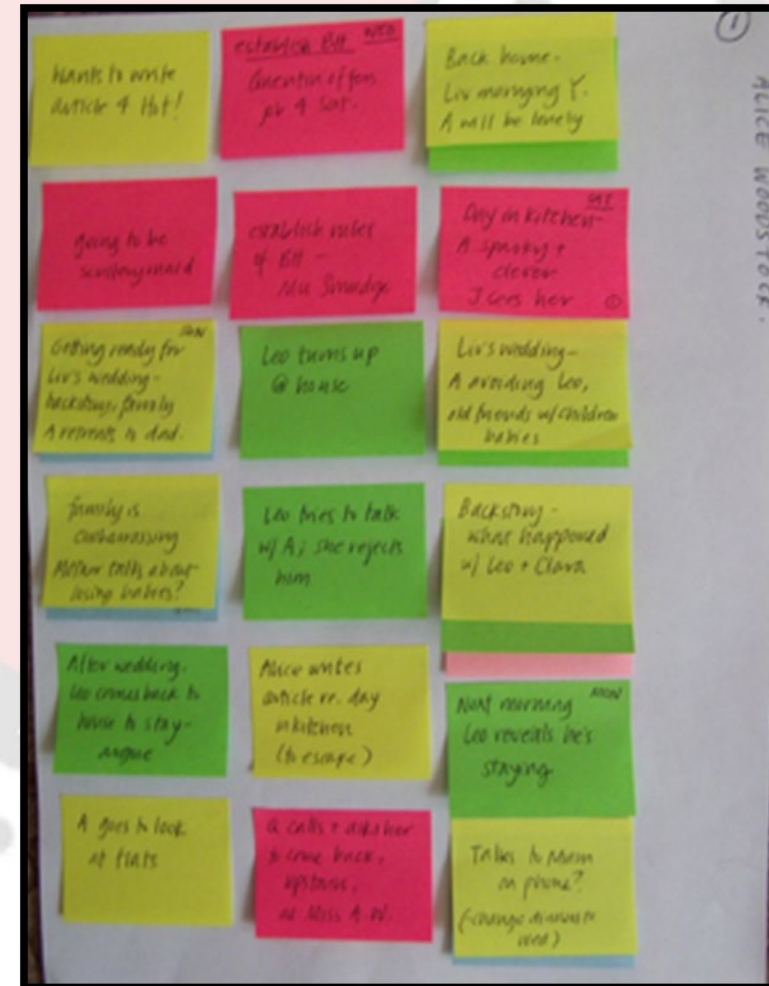


# Post-Its

Write up points on a topic and  
put it round your room...

Keywords and MFL words work  
well with this...

PEEL and exam skills too...



# Apps & Online

## APPS

**Every GCSE has free or cheap Apps  
- download and have a look...**

**See the Revision Guidance page of  
the school website.**

## ONLINE

**There are lots of websites - ask  
your teachers for details...**

**They have given you assemblies  
on this and know EVERY reliable  
resource online – just ask them**




# Annotation

This is when you make notes of a main piece of text...

This could be a revision guide, a revision booklet, an exercise book, etc...

Lots of colours, arrows, highlighting, etc...

GCSE ENGLISH LITERATURE  
PAST AND PRESENT: POETRY ANTHOLOGY

 William Blake (1757-1827)

**London**  
First Person

1 I wander through each chartered street,  
Near where the chartered Thames does flow,  
And mark in every face I meet  
Marks of weakness, marks of woe.

5 In every cry of every man,  
In every infan's cry of fear,  
In every voice, in every ban,  
The mind-forged manacles I hear:

10 How the chimney-sweeper's cry  
Every black'ning church appalls,  
And the hapless soldier's sigh  
Runs in blood down palace walls.

15 But most through midnight streets I hear  
How the youthful harlot's curse  
Blasts the new-born infant's tear,  
And blights with plagues the marriage hearse.

**Annotations:**

- Narrative of the poem is that William Blake is walking through London, and describing the suffering. Even the Thames.
- every aspect of life is owned Nature
- Thames flows with Sewerage
- Sorry and Sadness
- Repetition = Shows scale of suffering → Everyone
- Infants are affected → Includes everyone
- Everyone is constantly depressed → "Full of woe"
- Alliteration → Harsh tone
- Young children are used as slaves
- Inhaling fumes
- Draws a link to war. Harsh/Tough
- Juxtaposition.
- Translated to young prostitutes
- Young women could be swearing
- Can hear the prostitutes
- Ends the poem with death.
- Prostitutes could be spreading disease = unclean.
- Oxymoron
- Death
- Death is replacing marriage (happiness)

**Linked Poems**

"Ozymandias" = both about mortality. London is about the death and suffering of people and Ozymandias is about death of a civilisation.

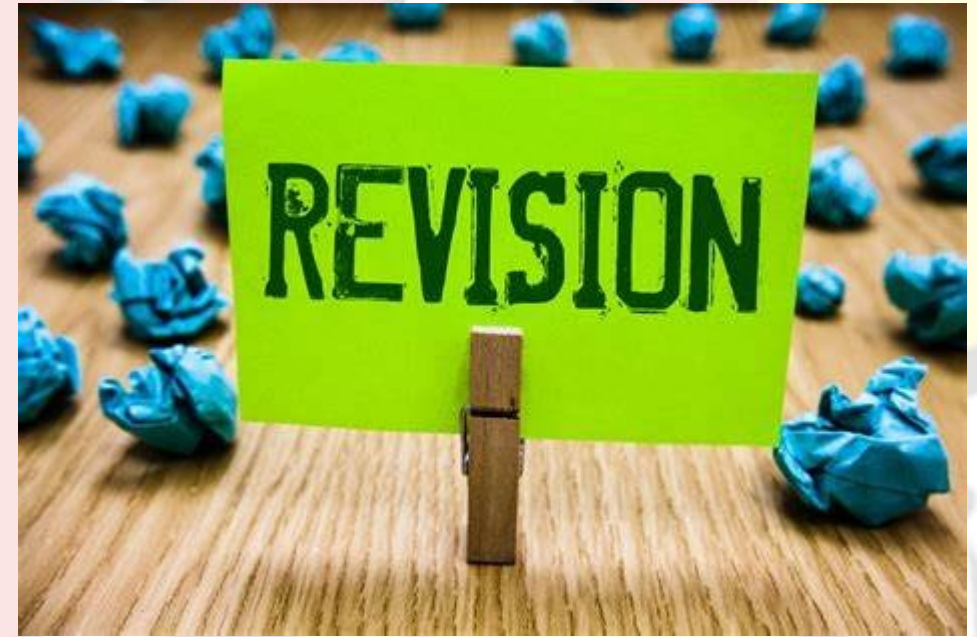
aqa.org.uk/english-e-library 27

# Revision Sessions

**Look at the revision school sessions on offer in all of your subjects...**

**Look out for all the revision sessions after- school...**

**Ask your teachers when they are happening...**



**Look out for revision sessions - mornings and afternoons - just before the exam...**



# **Make Your Time Count...**

**After Easter... you will have 19  
school days until exams start!!**

**MAKE THE LAST OF YOUR TIME  
COUNT NOW...**

**MAKE THIS TIME HELP YOU FOR  
THE REST OF YOUR LIFE...**

**These exams will all be over  
before you know it...**

**SCHOOL MIGHT END... BUT THESE  
QUALIFICATIONS MATTER FOR  
THE REST OF YOUR LIFE...**

**YOU CAN DO IT !**