

The background features a collage of stylized elements. In the upper center, a white dove with its wings spread is set against a light red background. To the left, a large, bright yellow sun with radiating rays is partially visible. The right side of the image is dominated by a large, stylized figure with three dots above its head, set against a white background. The entire scene is overlaid on a pattern of overlapping triangles in shades of red, yellow, and white, separated by grey lines.

Top Tips for GCSE Revision

The Friary School
Y11 - Summer 2024



So this is it...

**The last weeks before the exams
that decide the next stage of your
life...**

**And the good news is that there
is lots of time to do well,
providing you make the most of
your revision time throughout
the exam period...**

**The best revision strategies are
when YOU do something active
(NOT just reading through
notes)...**

**This PowerPoint shows you how
to do different revision
activities...**

Revision Classes at School...

HOLIDAY SCHOOL

There will be sessions running in both the Easter and May Half-Term Holidays – please come to those!

SATURDAY SCHOOL

This will run between 9.30am-11.30am on a number of Saturdays and there is still some left - please come to those!

Don't laze through the revision period - you will only lose out in the Summer.

EVERY WEEK

You teachers will be putting lots of Booster sessions on before, during and after school.

These are your chance to put things right and succeed.

A bit of effort now will make the Summer all the better.

Don't forget...

PLANNING YOUR REVISION...	TICK OFF YOUR SUCCESSES...
<p>Use the GCSE Revision Plan provided and write in when your exams are and when you are going to revise.</p>	<p>Check out which courses you finish before the Exams - Art (check)... BTEC (check)... and so on... you have less to do than you think...</p>
ACTIVE REVISION	WORK WITH FRIENDS
<p>Do not just read through notes... the facts won't stick. Make yourself revision cards, little tests, etc. Write notes down to make them stay with you.</p>	<p>Look to work with your friends whenever you can... do paired revision, test each other, compare answers to past questions, go online together... two heads are better than one...</p>

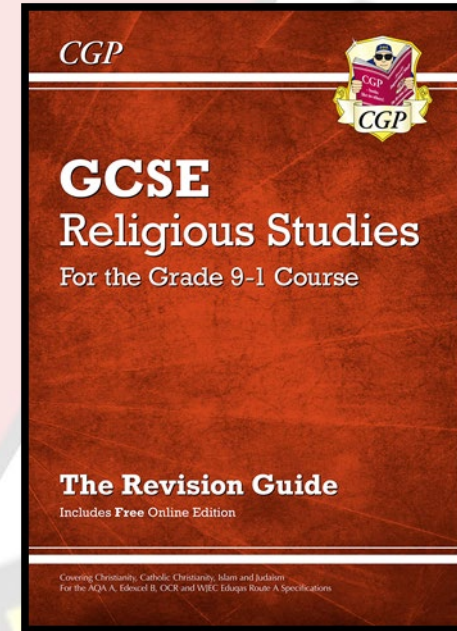
Revision Guides

Go to www.amazon.co.uk and look at the revision books for your GCSE subjects...

Type in GCSE and 'SUBJECT' and buy one...

Check that it is for your Exam Board...

And get reading... making notes... underlining... highlighting... etc...



Ask your teacher or the Exams Officer (Mrs McCall-Chapman) if you are not sure of your exam board for a specific subject

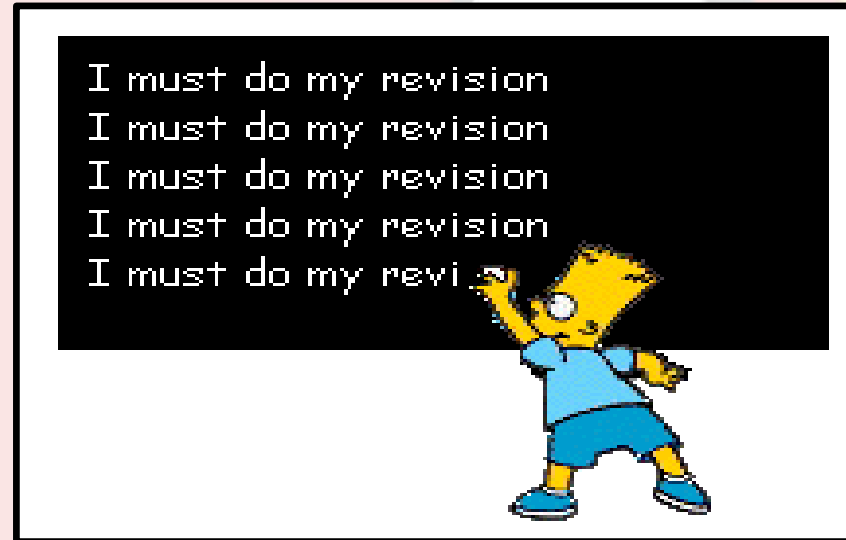
Revision Booklets

Many of your subject teachers will give you Revision Booklets...

Others will be provided in the run-up to the exams...

Fill them in... annotate.. them... underline...etc...

DO NOT IGNORE THEM...



Ask for help on anything you do not know...


Get a revision guide to help fill in any blanks...

Revision Cards

Buy some revision cards (flash cards) to make revision notes - use colours, headings, underlines, etc...

Got to www.amazon.co.uk and type in 'revision cards'...

They are very cheap and are available in lots of shops...

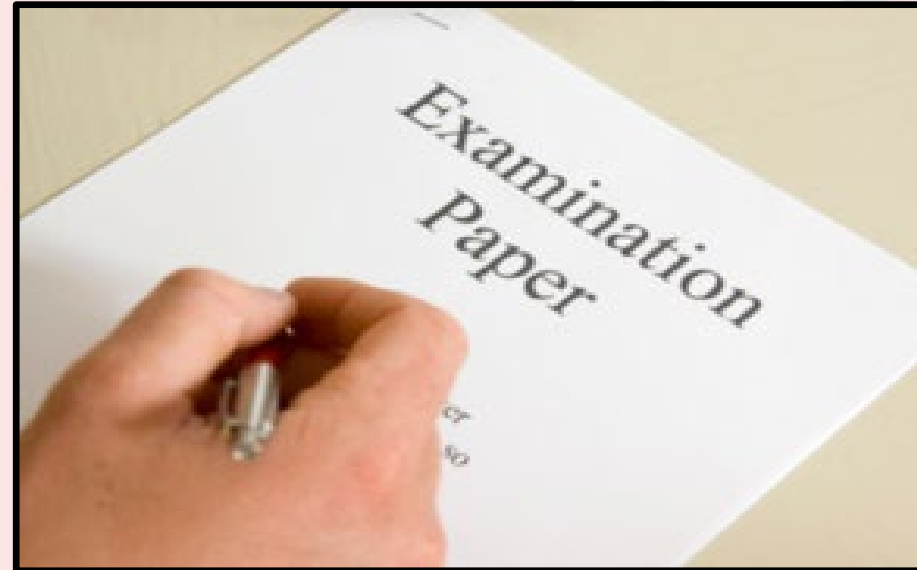


They are easy to flick through and check your stuff...

Past Papers

**It is VERY IMPORTANT
to know what your
exam questions are
like...**

**Get some past papers
from your teachers - or
view them online - to
familiarise yourself with
what to expect...**



**Ask your teachers HOW you
answer the questions -
WHAT you say is down to
YOUR revision...**

Self-Testing

**Make a list of questions on topics
the get someone to test you...**

Or even test yourself...

**Revision cards are good for doing
this...**

No.	Questions	Answers
1	What is _____ ?	
2	When did _____ ?	
3	Give two reasons for _____.	

**Cover up the answers and
reveal them after you say
them aloud...**

Bullet Point Notes

These are a simple way of listing key points to revise from...

Making notes helps your brain to take the information in...

Use different colours and sub-headings to make them easier to read...

Examples of Bullet Point Notes:

Reasons for World War One:

-
-
-
-

PEEL Paragraphs

When you are thinking how to explain something use PEEL to write down your notes...

This makes you give answers, examples and reasons - all the qualities of a top grade answer...

P = Write a sentence giving an answer or point

E = Write an example to prove your answer / point

E = Explain why your example is a good one

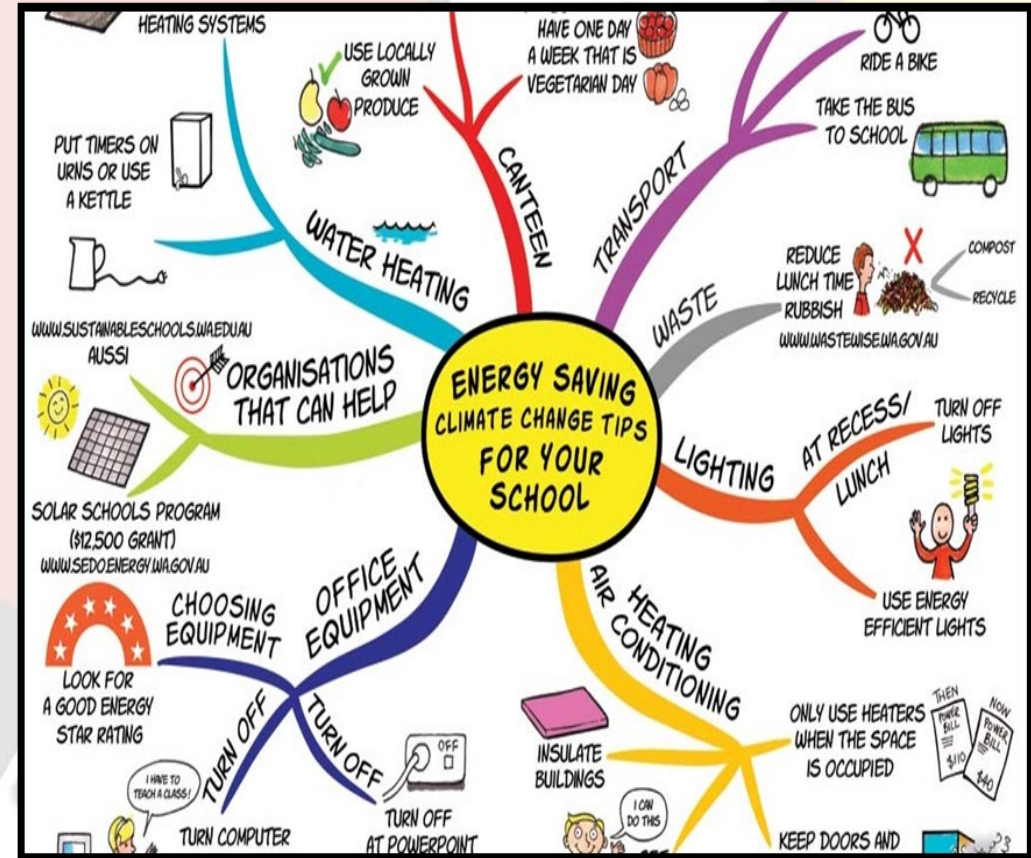
L = Link your answer to another

Mind Maps

A mind map is a good way of writing revision notes...

You can have a main topic and separate branches for each part of the topic...

Those branches break into twigs for smaller points and examples...

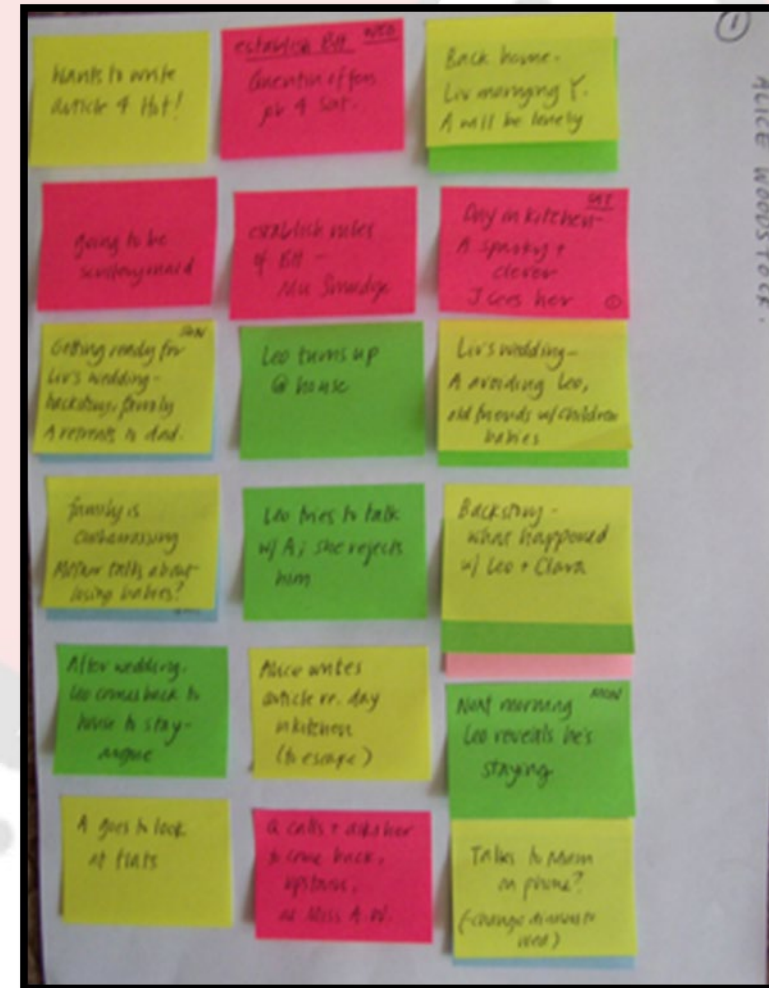


Post-Its

Write up points on a topic and put it round your room...

Keywords and MFL words work well with this...

PEEL and exam skills too...



Apps & Online

APPS

**Every GCSE has free or cheap Apps
- download and have a look...**

**See the Revision Guidance page of
the school website.**

ONLINE

**There are lots of websites - ask
your teachers for details...**

**They have given you assemblies
on this and know EVERY reliable
resource online – just ask them**


Annotation

This is when you make notes of a main piece of text...

This could be a revision guide, a revision booklet, an exercise book, etc...

Lots of colours, arrows, highlighting, etc...

GCSE ENGLISH LITERATURE
PAST AND PRESENT: POETRY ANTHOLOGY

 William Blake (1757-1827)

Narrative of the poem is that William Blake is walking through London, and describing the suffering. → Even the Thames.

every aspect of life is owned Nature

Thames flows with Sewerage

London
First Person

1 I wander through each chartered street,
Near where the chartered Thames does flow,
And mark in every face I meet
Marks of weakness, marks of woe. → Sorry and Sadness

↑ Emphasises feelings

↑ Repetition = Shows scale of suffering → Everyone

5 In every cry of every man,
In every infant's cry of fear,
In every voice, in every ban,
The mind-forged manacles I hear: → Everyone is constantly depressed → "Full of woe"

10 How the chimney-sweeper's cry
Every black'ning church appalls,
And the hapless soldier's sigh
Runs in blood down palace walls. → Alliteration → Harsh tone
→ Young children are used as slaves
→ Inhaling fumes
→ Draws a link to war. Harsh/Tough
→ Juxtaposition.

But most through midnight streets I hear
How the youthful harlot's curse
15 Blasts the new-born infant's tear,
And blights with plagues the marriage hearse. → Translated to young prostitutes
→ Young women could be swearing
→ Can hear the prostitutes
→ Ends the poem with death.
→ Prostitutes could be spreading disease = unclean.

Oxymoron
↓
Death
↓
Death is replacing marriage (happiness)

Linked Poems
* Ozymandias = both about mortality. London is about the death and suffering of people and Ozymandias is about death of a civilisation.

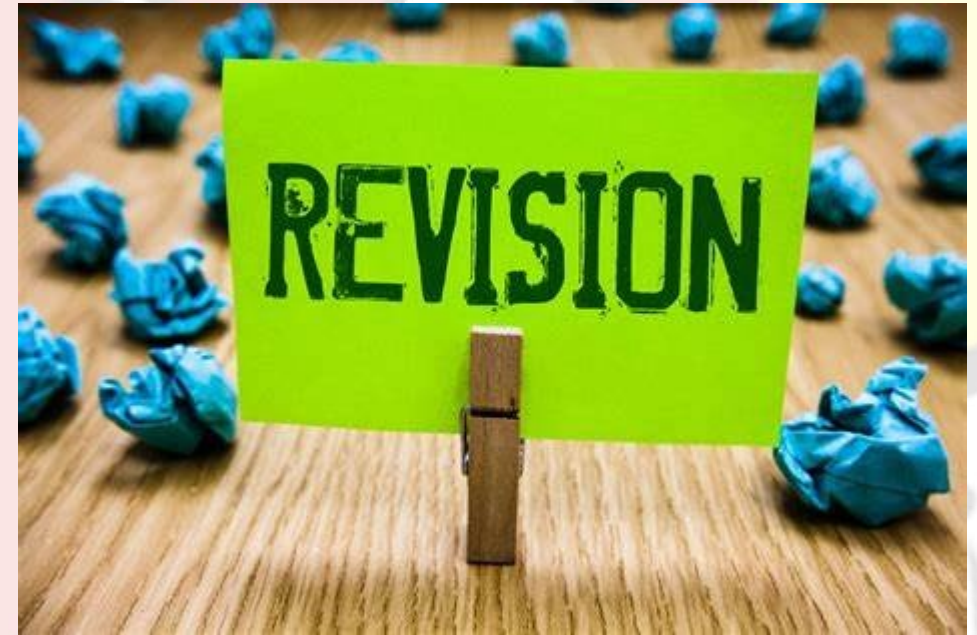
aqg.org.uk/english-e-library 27

Revision Sessions

Look at the revision school sessions on offer in all of your subjects...

Look out for all the revision sessions after- school...

Ask your teachers when they are happening...



Look out for revision sessions - mornings and afternoons - just before the exam...

Make Your Time Count...

After Easter... you will have 24 school days until exams start!!

MAKE THE LAST OF YOUR TIME COUNT NOW...

MAKE THIS TIME HELP YOU FOR THE REST OF YOUR LIFE...

These exams will all be over before you know it...

SCHOOL MIGHT END... BUT THESE QUALIFICATIONS MATTER FOR THE REST OF YOUR LIFE...

YOU CAN DO IT !